

# Car Tiedown Straps

# RB

RT41A-24 24"

RT41A-36 36"

Axle Straps, W/Abrasive Sleeve

B/S:10000lbs

SWL:3300lbs

Length:24",36"



RT41-24 24"

RT41-36 36"

Axle Strap

2"x24"&36" - 10,000lbs

3300lbs SWL



RT51-24 2" x24"

RT51-48 2" x48"

RT51-60 2" x60"

Tie-Back Strap

B/S: 5000 lbs



RT44-24 24"

RT44-36 36"

24"&36" Axle Strap With D-Ring

B/S: 2300Kgs/5000Lbs



RT50-24 2" x24"

RT50-36 2" x36"

Deluxe Axle Strap

10,000 lbs



RT47-7

2"x7"-5000lbs/2500kgs

1600lbs SWL



RT46-24 24"

RT46-36 36"

B/S: 5000Lbs



RT48-7

2"x7"-5000lbs

1650 lbs SWL



RT45-6 6'

RT45-8 8'

RT45-10 10'

B/S: 2272 kgs/5.000 lbs



RT42-6 6'

RT42-8 8'

RT42-10 10'

Car Tie Down Straps

B/S:5000Kgs/10000Lbs



RT43-6 6'

RT43-8 8'

RT43-10 10'

Car Tiedown Strap


4500kgs/10000lbs



Window Net For Race Car


CN102-2418 24" X 18"

CT102-2424 24" X 24"



CN101-2418 24" X 24"

CT101-2424 24" X 24"



Color: Red, Blue, Yellow, Black, Other Color Is Available On Request With Qty 3000 PCs Each.

\*Package: 1.Each Piece & Set In A Shrinking Polybag. 2.Each Piece & Set In A Clamshell / Double Blister.

Custom Size is Available!

# Car Tiedown Straps

# RB

## Wheel Basket & Bonnets

All Webbing are 2" 12000 lbs before sewing.

For American Market



**WTS01-M01**  
Three Cross Straps, With Snap Hook  
Fit Tire Size 14" - 15"



**WTS03-RB04M01**  
With RB02 Ratchet Buckle  
Cambuckle, Snap Hooks



**WTS05-M11**  
2"x5 1/2' x 10000 lbs



**WTS07-RB02M38W5**  
Ratchet & Direct Snap  
2" X 5 1/2' 10,000 lbs  
With Ratchet + Snap Hook MH33 + WH06 J Hook



**WTS09-CB11W5-2**  
2" & 3" X 5 1/2' X 10,000 LBS  
With Cambuckle + WH06S J Hook

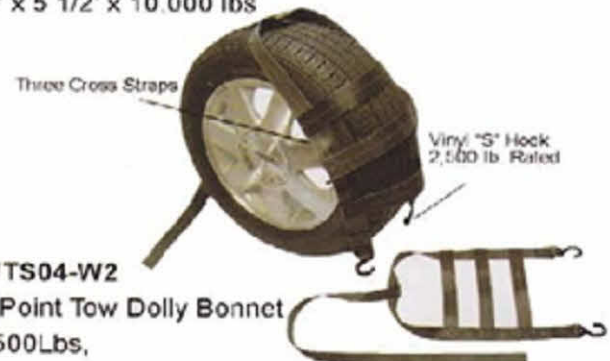
All products are in a clamshell or A Shrink Polybag Wrapped.

## Ratchet & Direct Snap

Diameter Adjuster



**WTS02-RB04M03**  
With Ratchet + MH04 Snap Hook  
2" x 5 1/2' x 10,000 lbs



**WTS04-W2**  
3 Point Tow Dolly Bonnet  
2500Lbs,  
W/2PCs WH02F S Hook



**WTS06-RB02H23**  
With Ratchet + Cambuck + E Fittings  
2" X 5 1/2' X 10,000 lbs



**WTS08-CB11W5**  
Ratchet & Direct Snap  
2" & 3" X 5 1/2' X 10,000 lbs  
With Ratchet & Cambuckle + WH06 J Hook.



# Wheel Tie Down Straps

# RB

*For European Market*

**RT35-1935-W51**  
35mm With Swivel Hook  
B/S: 1900Kgs/4180Lbs



**RT35-1935**  
35mm With Forged & Swivel Hook  
B/S: 1900Kgs/4180Lbs



**RT38-2535**  
35mm  
B/S: 2500Kgs/5500Lbs



**RT51-2535**  
50mm  
B/S: 2500Kgs/5500Lbs



**RT52-2525**  
50mm With Swivel Hook  
B/S: 2500Kgs/5500Lbs



**RT53-2525**  
50mm  
B/S: 2500Kgs/5500Lbs



A1196-50mm

## *Wheel Basket & Bonnets, Color: Blue, Yellow, Grey*

**WTS-10M4**  
Basket Straps, Snap Hook



**WTS-04**  
Basket Straps, S Hook



**WTS11-M16**  
Basket Straps, Four Straps



**WTS12-W22M4**  
Basket Straps, Dual Hook



FH501



WH22-2512



WH25



WH52



RB02



## *End Fitting For Wheel Straps*

*All products are in a clamshell or A Shrink Polybag Wrapped.*

# Truck & Interior Van Equipment

# RB



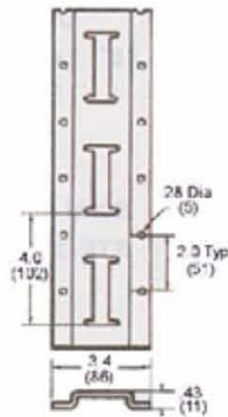
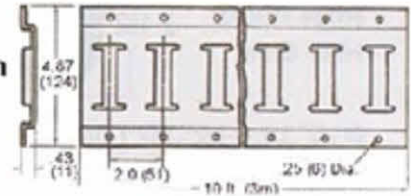
# Logistic Track For Interior Van Truck **RB**

\* Finishing: 1. A=Green Painted 2. B=Grey painted 3. G=Galvanized 4. R=Raw Finish

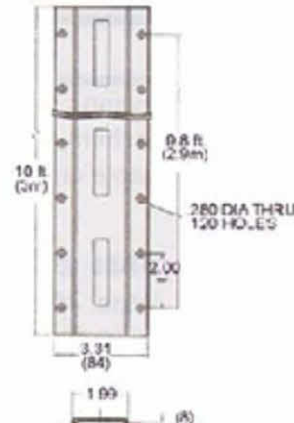
\* Stainless Steel & Aluminum Track Are Available On Request!



**E Track**  
**Slotted E Track, 2.5mm**  
 VR16-5H 5'1.5M  
 VR16-10H 10'3M  
 VR16-24H 24'8M



**Slotted E Track, 2.5mm**  
 VR16-4V 4'  
 VR16-8V 8'  
 VR16-10V 10'



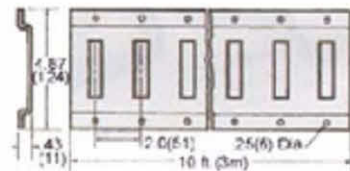

**Slotted A Track, 2.5mm**  
 VR17-4V 4'  
 VR17-8V 8'  
 VR17-10V 10'



**2 Slot Track**  
**VR22**

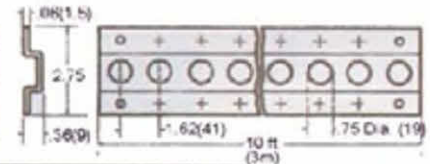
## A Track

**Slotted A Track, 2.5mm**  
 VR17-5H 5'1.5M  
 VR17-10H 10'3M  
 VR17-24H 24'8M

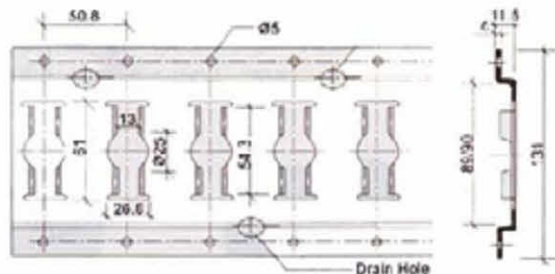


## F Track

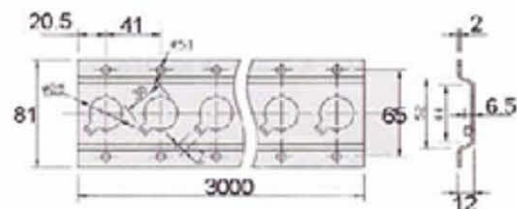
**Round Hole F Track**  
 2 x 20x70x3000mm, +/- 3.8kgs  
 VR18-5H 5'1.5M  
 VR18-10H 10'3M



**VR15A VR15H-3, 10'3m.**  
**Combi Track, 2.5X25X130mmX3m, +/- 6.5kgs**



**VR19-03 3m Round Hole Track**  
 2.5mm X 25mm +/- 4.8kgs



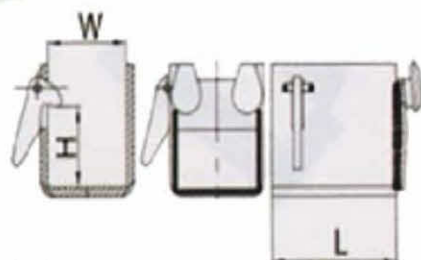
**VR20-10-3m Combi Track 2.5mm x 20mm, +/- 7kgs**



**VR20S-10 3m Stainless 2.5mm x 20mm**

# Lashing Winch & Beam Sockets

# RB



**VR41**  
Bulkhead/Decking Socket  
L:60 x W:40 mm



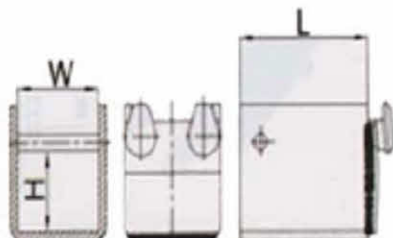
**VR43**  
Bulkhead/Decking Socket  
40 x 40 mm



**VR48**



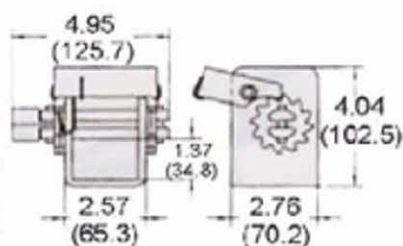
**VR47**  
Captive Shoe



**VR42**  
Bulkhead/Decking Socket  
L:60 x W:40 mm



**VR44**  
Bulkhead/Decking Socket  
40 x 40 mm



**TKW11E-DH**, 2"x10,000lbs  
Lashing Winch, 50mm x 5000kgs  
Allin-Right Hand Version



**TKW11A-H**  
American



**TKW11E-H**  
European



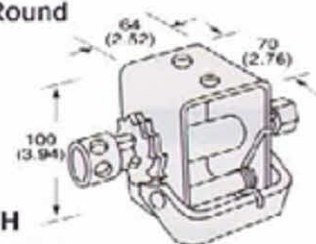
**TKW12E-R**  
European, Round



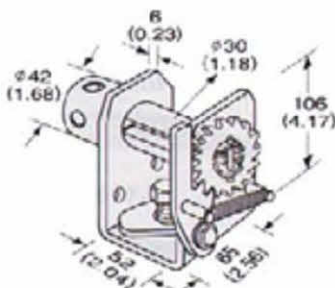
**TKW12A-R**  
American, Round



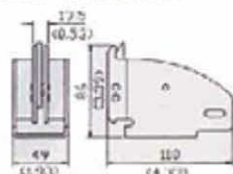
**TKW11A-RH**  
Round+ Hex Nut



**TKW13-R**  
European



Bulkhead Bar 2.45M Long



**VR11** Beam Socket



**VR23** 40x60mm



**VR24** 40x40mm

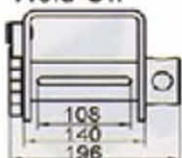
# Lashing Winch & Beam Sockets

# RB



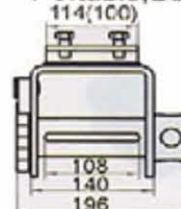
**A11801**

Weld On



**A11802**

Portable, Bolt On



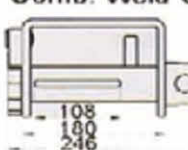
C=160,140

A11802 C=160,140



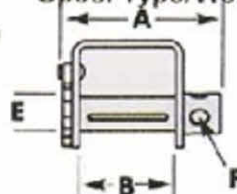
**A11805**

Comb. Weld On

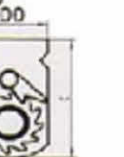
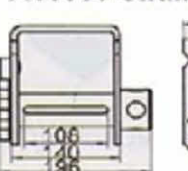


**A11811**

Spool Type/Weld ON



**A11809** Sliding



C=190,170,152,140

Item Dimension in inches. Sizes May Vary Slightly & w/o notice

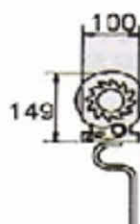

	A	B	C	D	E	F
A11801	7-3/4	4-7/8	6-1/4	3-7/8	1-7/8	15/16
A11802	7-3/4	4-7/8	6-1/4	3-1/2	1-7/8	15/16
A11805	11	7-7/8	7-1/4	3-1/2	1-7/8	15/16
A11809	7-3/4	4-3/4	5-1/2	4	1-7/8	15/16
A11811	6-1/4	3-3/8	6-3/8	3-1/2	1-7/8	15/16

## Australian Truck Winch



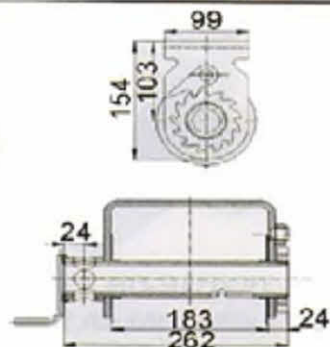
**A11831**

Clip Type 2500Kgs B/S



**A11832**

Sliding Type 2500Kgs B/S



**A11814**

1/4"x6' Long  
Winch Track



**For Australia**

**A11813-445** 4mm Tx4.5m L

**A11813-406** 4mm Tx5m L

Winch Track



## Truck Winch Bars



**A11817C** Standard, Chromed, .32"



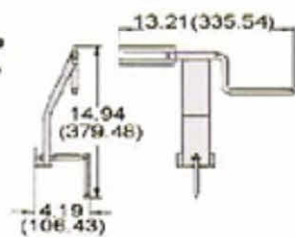
**A11817P** Standard, Black, .32"



**A11818C** Combination, Chromed, .32"



**A11818P** Combination, Black, .32"



**A11812/VR31**  
Strap Winder

# Cargo Bar & Shoring Beam

# RB



**End Stud**  
19,24mm & Slotted



**A10221-19**  
19mm/3/4"



**A10222-24**  
24mm



## Alum. Decking Beam,

with steel insert by 3 or 4 mm, extend 12"/300mm max.

Thickness 3mm WLL 2000Lbs/900Kgs in horizontal Load, +/- 10kgs

Thickness 4mm WLL 2500Lbs/1100Kgs in horizontal Load, +/- 10kgs

**VR33A-97-3** 3mm, 85" ~ 97" **VR33A-245-3** 213~245cm

**VR33A-97-4** 4mm, 85" ~ 97" **VR33A-245-4** 213~245cm

**VR33A-102-3** 3mm, 90" ~102" **VR33A-275-3** 238~275cm

**VR33A-102-4** 4mm, 90" ~102" **VR33A-275-4** 238~275cm



## Round Shoring Bar

Steel, Galvanized, With 19mm or 24mm End Stud or Slot End Stud. With 1-3/4"/45mm X 4mm Tube, Extend 15"/385mm max. WLL 800Lbs/400kgs max. +/- 8kgs.

**VR34-102-4519** 87"~102" **VR34-260-4519** 2215-2600mm With 19mm Stud

**VR34-102-4524** 87"~102" **VR34-260-4524** 2215-2600mm With 24mm Stud

**VR34-102-4525S, VR34-260-4525S** 2215-2600mm With 11mm Slotted Stud

\*2"/50mm & 42mm Tube are available, special lengths upon request.



## Square Shoring Bar,

Steel, Galvanized, with 2"/50mmx2.5mm Tube, with 19mm End Stud, Extend 385mm/15", WLL 1000Lbs/500Kgs, +/- 11kgs

**VR35-102-2** 87"~102" **VR35-255-2** 216~255cm



## Alum Cargo Bar With Spring Buffer, 42mm/1.66" Tube,

extend 380mm/15" max., with VR03 2"x4" or VR03L 4"x4" Large Rubber Pads

**VR01R-105-42-V3** 90~105", 2"x4" Pads

**VR01R-105-42-V3L** 90~105", 4"x4" pads

**VR01R-265-42V3** 2280~2650mm, with 2"x4" pads

**VR01R-275-42V3** 2380~2750mm, with 2"x4" pads

**VR03L**  
4"x4" Pad



## Alum Cargo Bar With 38mm/1.5" Tube,

extend 380mm/15" max., with VR03 2"x4" or VR03L 4"x4" Bolt On Rubber Pads

**VR01-105-38-V3** 90~105", with 2"x4" Pads

**VR01-105-38-V3L** 90~105", with 4"x4" pads

**VR01-265-38V3** 2280~2650mm, with 2"x4" pads

**VR01-275-38V3** 2380~2750mm, with 2"x4" pads

**VR03**  
2"x4" Pad



## Steel Cargo Bar With 38mm/1.5" Tube,

extend 380mm/15" max., with VR03 2"x4" or VR03L 4"x4" Bolt On Rubber Pads

**VR07-105-38-V3** 90~105", with 2"x4" Pads

**VR07-105-38-V3L** 90~105", with 4"x4" pads

**VR07-265-38V3** 2280~2650mm, with 2"x4" pads

**VR07-275-38V3** 2380~2750mm, with 2"x4" pads

# Cargo Bar & Alum. Track

# RB

## Jack Bar



**Square Jack Bar, 2pcs, Heavy Duty, With 2"/50mm Tube & 4"x4" Bolt On Pads, extend 25"/625mm.**  
**VR37-112V3L 87"~112" VR37-105V3L Adjusts 80" to 105"**



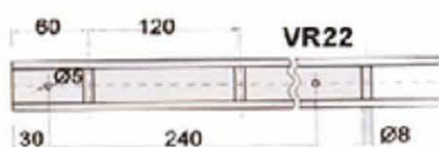

**Round Jack Bar, 2pcs, Med. Duty, With 1.5"/38mm tube & 4"x4" Bolt On Pads, extend 25"/625mm**  
**VR38-112V3L Adjust 87" to 112" VR38-105V3L Adjusts 80" to 105"**



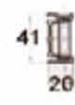
**VR08-70 Cargo Bar For Pick Up, With Screw Extension Pads, Adjusts 40"~70" or 100~175mm, Shrink Painted**



**VR13-288 Steel Cargo Bar 1880-2880mm**




## Aluminum Track With Pin




**Track With Rubber**  
**VR22R-600 6m**  
**VR22R-574 5.74m**



**Track Without Rubber**  
**VR22-600 6m**  
**VR22-574 5.74m**



**VR21K-250 Alum Cargo Bar Adjusts To 250cm**



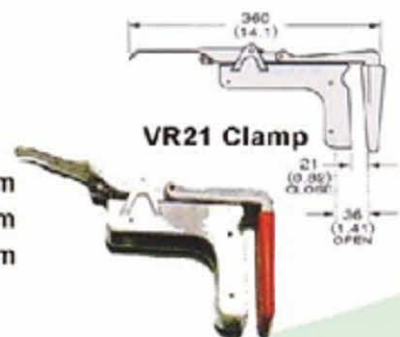
**Dunnage Pack -Working Pressure At 0.2 Bar / Kpa / 2.9P.S.**



**VR60**



**VR60-510 500x1000mm**  
**VR60-812 800x1200mm**  
**VR60-1018 1000x1800mm**  
**VR60-1020 1000x2000mm**  
**VR60-1024 1000x2400mm**

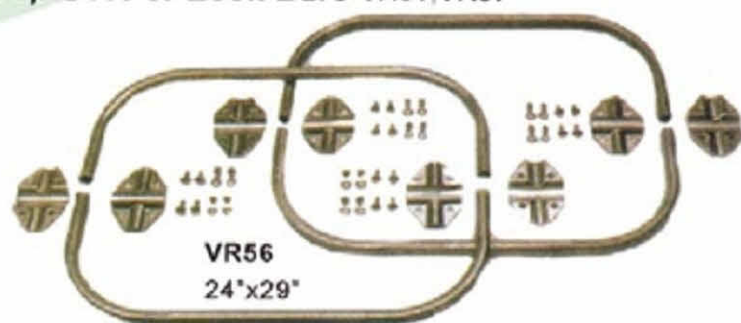


**VR21 Clamp**

# Cargo Bar & Accessories

# RB

## Hoop Set For Lock Bars VR01, VR07



**VR56**  
24"x29"



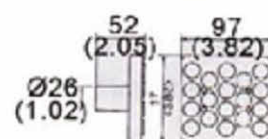
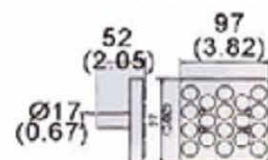
**VR55**




**VR57 Clamp**



**VR03L-4**  
Large Foot  
Pad Set 4" x 4"



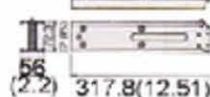
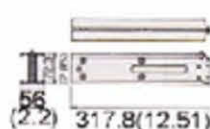
**VR03-24**  
Foot Pad 2"x4"



**VR04-3**  
Beam Insert 3mm Thick,  
1.7kgs



**VR04-4**  
Beam Insert 4mm Thick,  
2.1kgs



## Cargo Bar Keeper



**VR02, Regular Body**



**VR02-R, Reinforced Body**

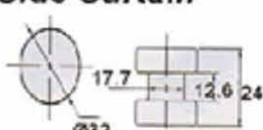


**VR05 Bean Insert, short.**

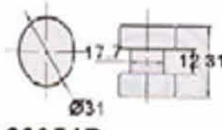
## Rollers For Side Curtain



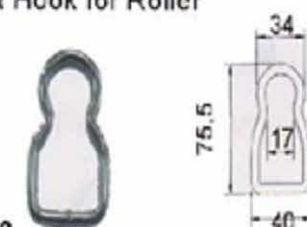
**A20951**  
Waisted Roller - White  
Material: Nylon



**A20952Y, A20953R, A20954B**  
Waisted Roller - Yellow, Red, Blue  
Material: Nylon



**WH56**  
Waist Hook for Roller



**WH58**  
Waist Hook for Roller



**A1195-50**  
50MM/2" Edge Protector  
Nylon



**A1199-50**  
50mm/2" Edge Protector  
Plastic



**A1199-50-700**  
50mm/2" Edge Protector  
Length 700mm/27.56"

## Webbing Corner Protector



**A1191-50 2"**



**A1192-4 4"**



**A1192-4A 4" With Open End**

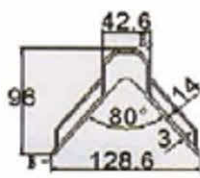


**Webbing Protectors**  
**A1194-35 35mm**  
**A1194-50 50mm**

## Belt Protect Pad



**A1190-4**



**PB31-25, 25mm**  
Belt Protect Pad  
25mm/1", Black  
**PB31-50 2"/50mm**



**PB32-25, 25mm**  
Belt Protect Pad  
25mm/1", Black  
**PB32-50 2"/50mm**